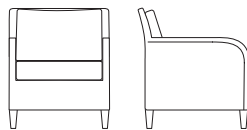





1196
I N T E R I O R L O O M
I N D O O R



W I L L I A M G R A N D E

W 28¹/₄"(72cm) . D 32³/₄"(83cm) . H 31³/₄"(81cm) . SH 17³/₄"(45cm) . AH 23¹/₂"(60cm)

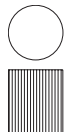


W I L L I A M

W 23¹/₂"(60cm) . D 28¹/₄"(72cm) . H 30¹/₄"(77cm) . SH 16¹/₂"(42cm) . AH 23¹/₂"(60cm)

(N O T S H O W N)

B E E C H W O O D F R A M E . C U S H I O N A N D P I L L O W S O P T I O N A L



R O N D O S I D E T A B L E

D I A 15"(38cm) . H 16¹/₂"(42cm)

R A T T A N F R A M E

R E F E R T O I N T E R I O R L O O M F I N I S H C H A R T F O R C O L O R O P T I O N S



J A N U S e t C i e®

8687 Melrose Avenue West Hollywood, CA 90069 T 310.652.7090 800.24.JANUS
221 E. 59th Street New York, NY 10022 T 212.752.1117 www.janusetcie.com
ATLANTA • BOSTON • CHICAGO • COLUMBUS • DALLAS • DANIA • HIGH POINT
HONOLULU • HOUSTON • MIAMI • SAN FRANCISCO • SEATTLE • WASHINGTON D.C.