



DESIGNING OPTIONS | FURNISHING ANSWERS



Find solace in Haven, a comprehensive offering of guest, tandem and ancillary seating products that combine classic style with noteworthy substance. With replaceable upholstery capabilities and clean-out functionality, Haven is ideal for healthcare applications. Yet, it also features a passive flex back for exceptional comfort and replaceable arm caps for lasting beauty, making it equally appealing for corporate, hospitality, higher education environments and more. Flexible, stylish and definitively durable, Haven is the quintessential place to relax while waiting.



> BARIATRIC SETTEE #4940-W  
> OPEN ARM  
> WOOD ARM CAPS



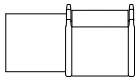
> GUEST CHAIR #4910-W  
> OPEN ARM  
> WOOD ARM CAPS



> PATIENT CHAIR #4950-U  
> OPEN ARM  
> URETHANE ARM CAPS

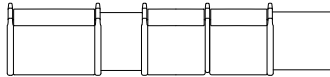


> FOOT REST #4952



> 22" END TABLE #4819-22  
> IN-LINE ADD-ON

> GUEST CHAIR #4910-W  
> WOOD ARM CAPS



> BARIATRIC SETTEE #4940-W  
> 34" WIDE  
> WOOD ARM CAPS

> 15" CENTER TABLE #4917-15  
> IN-LINE ADD-ON

> TANDEM STARTER UNIT #4925-ST-W  
> WOOD ARM CAP/ARMLESS

> TANDEM END UNIT #4925-EU-W  
> ARMLESS/WOOD ARM CAP

> 22" END TABLE #4819-22  
> IN-LINE ADD-ON

HAVEN | RECEPTION



- > 2-SEAT TANDEM #4935-2-U
- > URETHANE ARM CAPS
- > NO CENTER LEG



- > HIP CHAIR #4957-U
- > URETHANE ARM CAPS

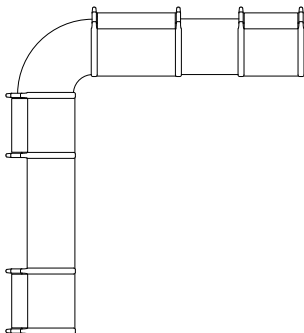


- > GUEST CHAIR #4910-W-PA
- > UPHOLSTERED PANEL ARM
- > WOOD ARM CAPS



- > GUEST CHAIR #4915
- > ARMLESS

HAVEN | LOBBY & WAITING AREA



> TANDEM STARTER UNIT #4920-ST-W  
> WOOD ARM CAPS

> IN-LINE BENCH #4928-AO-W  
> SINGLE ARM  
> WOOD ARM CAP

> TANDEM END UNIT #4920-EU-W  
> WOOD ARM CAP

> 90-DEGREE CORNER TABLE #4919-90

> BARIATRIC SETTEE #4945-W  
> 40" WIDE  
> WOOD ARM CAPS

> 22" CENTER TABLE #4917-22  
> IN-LINE ADD-ON

> GUEST CHAIR #4910-W  
> WOOD ARM CAPS

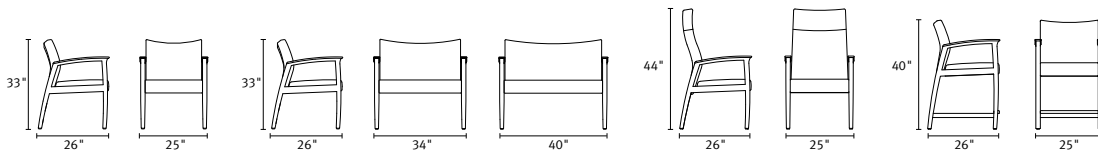


PRODUCT SPECIFICATIONS

Beech hardwood frame with radiused edges. Open arm, panel arm and armless guest chair models. Bariatric settee available in two sizes for stand-alone seating requirements or tandem applications. Arm caps feature finger-grip design for stability and are generously proportioned to offer greater support. Beech wood or black urethane arm cap options available.

Tandem seating offered in two and three-seat pre-configured combinations or as reconfigurable modular units. Available with or without center arms as well as with or without center legs. Additional components include two sizes of in-line benches and six connecting table options. Connecting tables are Beech veneer with Beech wood edge. All standard and custom wood finishes available in addition to laminate selections.

Optional foot rest may be placed underneath seat of all patient and guest chairs. Hip chair features 24½" seat height and a non-skid foot step. All models feature wall-saver leg design as well as Microban® antimicrobial wood finish. Accompanying lounge and bench seating as well as occasional tables offered.



DESIGNED BY DAVID DAHL



P 714.562.8200 | 800.585.5957 F 714.562.8202  
 5692 FRESCA DRIVE, LA PALMA, CA 90623  
 WWW.ARCADIACONTRACT.COM

## SPECIAL FEATURES



Open arm models feature replaceable wood or urethane arm caps.



Passive flex back for long-term seated comfort featured on all models.



Clean-out area between seat and back for ease of maintenance.



Durable metal seat frame allows in-field component replacement as well as tandem add-on capability.



Replaceable seat and back cover options.

## HAVEN COLLECTION

Encompassing a full family of products, Haven is able to fulfill seating and table requirements for a myriad of public and private spaces.

The collection includes:

Lounge, Love Seat and Sofa Models

+

Tandem Lounge Units

+

Guest and Bariatric Seating

+

Tandem Seating Combinations

+

Modular Tandem Seating Units

+

Patient Chair

+

Hip Chair

+

Benches

+

Occasional Tables